

Bravo

MORE THAN A COMPLIMENT



compressor	3	parts	3
	YEARS		YEARS
	WARRANTY		WARRANTY



MULTI-ZONE
 MINI SPLIT AIR CONDITIONING SYSTEM



Use your Smart device to control your unit from anywhere with SMART APP!


Outdoor Unit:

Outdoor Model			BRV-M18-230VO	BRV-M24-230VO	BRV-M30-230VO	BRV-M36-230VO	BRV-M42-230VO
Power Supply	V-Ph-Hz		208~230-1-60	208~230-1-60	208~230-1-60	208~230-1-60	208~230-1-60
Cooling	Rated Capacity (Min - Max)	Btu/h	17,700 (3,800-19,800)	24,000 (4,900-31,400)	30,000 (6,000-38,200)	36,000 (6,350-38,500)	42,000 (8,350-46,000)
	EER2	Btu/h	12.3	12.5	12.5	12.3	12.5
	SEER2	Btu/h	22	23	23	23	24
Heating	Rated Capacity (Min - Max)	Btu/h	18,000 (4,200-22,000)	24,000 (5,200-32,000)	30,000 (6,300-36,000)	36,000 (7,000-43,000)	42,000 (8,450-53,000)
	HSPF2-4	Btu/h	10	10	10	10	10.5
	COP2	W/W	3.8	4.0	3.9	4.0	3.9
Minimum Circuit Ampacity	A		20	30	40	45	45
Max Fuse	A		20	30	40	45	45
Outdoor Air Flow	CFM		1529	2235	2353	2353	4235
Outdoor Side Noise Level	dB(A)		54	57	58	59	60
Outdoor Unit	Dimensions (WxDxH)	in	34.65x13.90x21.93	38.58x15.28x27.56	41.18x17.91x31.81	41.18x17.91x31.81	39.80x15.75x51.97
	Packing (WxDxH)	in	35.55x15.04x24.21	39.96x16.73x30.00	43.50x19.49x34.84	43.50x19.49x34.84	42.52x16.93x56.69
	Net Weight	lbs.	75.0/80.5	102.5/109.1	148.8/157.6	154.3/163.1	205.0/224.9
Refrigerant Type / Volume	oz		R32/38.8	R32/51.2	R32/67.0	R32/81.2	R32/ 105.8
Refrigerant Precharge	ft		24.6	24.6	24.6	24.6	24.6
Refrigerant Piping	Liquid Side / Gas Side	in	1/4" / 3/8"	1/4" / 3/8"	1/4" / 3/8"	1/4" / 3/8"	1/4" / 3/8"
	Max Refrigerant Pipe Length (Indoor/Total)	ft	82 / 131	98 / 197	115 / 263	115 / 263	115 / 263
Ambient Temperature	Outdoor (Cooling)	°F	-13~ 125.6	-13~ 125.6	-13~ 125.6	-13~ 125.6	-13~ 125.6
	Outdoor (Heating)	°F	-13~ 75.2	-13~ 75.2	-13~ 75.2	-13~ 75.2	-13~ 75.2

◇ Adapters for 1/4" / 1/2" and 1/4" / 5/8" included in box.



Up to 24.0 SEER2 Rating



Wall Mounted:



Indoor Model			BRV-M09WM-230VI	BRV-M12WM-230VI	BRV-M18WM-230VI	BRV-M24WM-230VI
Power Supply	V-Ph-Hz		208~230-1-60	208~230-1-60	208~230-1-60	208~230-1-60
Cooling	Rated Capacity	Btu/h	9,000	12,000	17,000	24,000
	Heating	Rated Capacity	Btu/h	9,000	12,300	17,700
Max Fuse	A		5	5	5	5
Indoor Air Flow	CFM		353	353	618	765
Indoor Noise Level	dB(A)		40	42	49	50
Indoor Unit	Dimensions (WxDxH)	in	31.02x7.80x11.50	34.49x7.64x11.73	38.82x8.86x12.40	44.13x9.09x12.95
	Packing (WxDxH)	in	34.65x14.57x11.42	37.99x14.57x11.1	42.13x15.16x12.28	47.64x15.75x12.87
	Net/Gross Weight	lbs.	17.60/22.00	19.80/24.27	26.45/32.26	33.07/39.68
Refrigerant Piping	Liquid Side / Gas Side	in	1/4" / 3/8"	1/4" / 3/8"	◇ 1/4" / 1/2"	◇ 1/4" / 5/8"
Operation Temperature Range	°F		60.8~89.6	60.8~89.6	60.8~89.6	60.8~89.6

◇ Adapters for 1/4" / 1/2" and 1/4" / 5/8" included in Outdoor Unit box.

Ceiling Cassette:



Indoor Model			BRV-M09CT-230VI	BRV-M12CT-230VI	BRV-M18CT-230VI	BRV-M24CT-230VI
Panel Model Number			BRV-PN9-18CT	BRV-PN9-18CT	BRV-PN9-18CT	BRV-PN24CT
Power Supply	V-Ph-Hz		208~230-1-60	208~230-1-60	208~230-1-60	208~230-1-60
Cooling	Rated Capacity	Btu/h	9,000	12,000	18,000	24,000
	Heating	Rated Capacity	Btu/h	10,000	12,000	18,500
Max Fuse	A		5	5	5	5
Indoor Air Flow	CFM		383	383	442	824
Indoor Noise Level	dB(A)		40	40	45	47
Indoor Unit	Dimensions (WxDxH)	in	22.44x22.44x10.24	22.44x22.44x10.24	22.44x22.44x10.24	33.07x33.07x9.69
	Packing (WxDxH)	in	28.35x25.59x11.42	28.35x25.59x11.42	28.35x25.59x11.42	35.83x35.83x12.20
	Net Weight	lbs.	30.9/37.5	30.9/37.5	33.1/38.6	52.9/61.7
Panel	Dimensions (WxDxH)	in	25.59x25.59x2.17	25.59x25.59x2.17	25.59x25.59x2.17	37.40x37.40x2.17
	Packing (WxDxH)	in	27.95x27.95x3.15	27.95x27.95x3.15	27.95x27.95x3.15	39.37x39.37x3.94
	Net/Gross Weight	lbs.	4.9/8.2	4.9/8.2	4.9/8.2	11.7/17.2
Refrigerant Piping	Liquid Side / Gas Side	in	1/4" / 3/8"	1/4" / 3/8"	◇ 1/4" / 1/2"	◇ 1/4" / 5/8"
Operation Temperature Range	°F		60.8~89.6	60.8~89.6	60.8~89.6	60.8~89.6

◇ Adapters for 1/4" / 1/2" and 1/4" / 5/8" included in Outdoor Unit box.

Ceiling Cassette Panel:



BRV-PN9-18CT

Panel Dimension:
25.59x25.59x2.17 in.
Panel Net Weight: 4.9 lb.



BRV-PN24CT

Panel Dimension:
37.40x37.40x2.17 in.
Panel Net Weight: 11.7 lb.

Slim Duct:



Indoor Model			BRV-M09DT-230VI	BRV-M12DT-230VI	BRV-M18DT-230VI	BRV-M24DT-230VI
Power Supply	V-Ph-Hz		208~230-1-60	208~230-1-60	208~230-1-60	208~230-1-60
Cooling	Rated Capacity	Btu/h	9,000	12,000	18,000	24,000
	Heating	Rated Capacity	Btu/h	10,000	12,000	19,000
Max Fuse	A		5	5	5	5
Indoor Air Flow	CFM		353	353	530	795
Indoor Noise Level	dB(A)		34	34	39	42
Indoor Unit	Dimensions (WxDxH)	in	27.56x17.72x7.8	27.56x17.72x7.8	27.56x27.56x9.65	39.37x27.56x9.65
	Packing (WxDxH)	in	34.25x21.3x10.24	34.25x21.3x10.24	36.61x32.68x11.81	48.43x32.68x11.81
	Net/Gross Weight	lbs.	27.6/33.1	27.6/33.1	47.4/56.2	59.5/70.5
Refrigerant Piping	Liquid Side / Gas Side	in	1/4" / 3/8"	1/4" / 3/8"	◇ 1/4" / 1/2"	◇ 1/4" / 5/8"
Operation Temperature Range	°F		60.8~89.6	60.8~89.6	60.8~89.6	60.8~89.6

◇ Adapters for 1/4" / 1/2" and 1/4" / 5/8" included in Outdoor Unit box.



Floor Ceiling:



Indoor Model			BRV-M09FC-230VI	BRV-M12FC-230VI	BRV-M18FC-230VI	BRV-M24FC-230VI
Power Supply	V-Ph-Hz		208~230-1-60	208~230-1-60	208~230-1-60	208~230-1-60
Cooling	Rated Capacity	Btu/h	9,000	12,000	18,000	24,000
	Heating	Rated Capacity	Btu/h	11,000	12,000	18,000
Max Fuse	A		5	5	5	5
Indoor Air Flow	CFM		500	500	530	824
Indoor Noise Level	dB(A)		39	39	41	44
Indoor Unit	Dimensions (WxDxH)	in	39.37x27.17x9.25	39.37x27.17x9.25	39.37x27.17x9.25	50.39x27.17x9.25
	Packing (WxDxH)	in	42.52x30.32x12.80	42.52x30.32x12.80	42.52x30.32x12.80	53.54x30.32x12.80
	Net/Gross Weight	lbs.	57.3/67.2	57.3/67.2	59.5/69.5	71.7/83.8
Refrigerant Piping	Liquid Side / Gas Side	in	1/4" / 3/8"	1/4" / 3/8"	1/4" / 1/2"	1/4" / 5/8"
Operation Temperature Range	°F		60.8~89.6	60.8~89.6	60.8~89.6	60.8~89.6


◇ Adapters for 1/4" / 1/2" and 1/4" / 5/8" included in Outdoor Unit box.

Combination Chart:

Btu/h	Wall Mounted	Duct	Ceiling Cassette	Ceiling Cassette
9K	BRV-M09WM-230VI	BRV-M09DT-230VI	BRV-M09CT-230VI	BRV-M09FC-230VI
12K	BRV-M12WM-230VI	BRV-M12DT-230VI	BRV-M12CT-230VI	BRV-M12FC-230VI
18K	BRV-M18WM-230VI	BRV-M18DT-230VI	BRV-M18CT-230VI	BRV-M18FC-230VI
24K	BRV-M24WM-230VI	BRV-M24DT-230VI	BRV-M24CT-230VI	BRV-M24FC-230VI

Model Name	Min. Circuit Ampacity (MCA)	Max. Fuse Size	Cooling				Heating				Refrigerant	Refrigerant Piping				Ambient Temperature						
			Capacity (range)	Input	Rated current	SEER2	EER2	Capacity (range)	Input	Rated current		COP	HSPF	Noise Level	Type	Liquid side	Gas side	Max. length for all rooms	Max. length for one indoor unit	Max. height elevation between indoor and outdoor	Max. height elevation between indoor units	Cooling
BRV-M18-230VO	15	20	17,700(3,800-19,800)	1440	6.39	22	3.60	18,000(4,200-22,000)	1390	6.17	3.8	10	54	R32	2x1/4"	2x3/8"	131	82	49	33	-13-125.6	-13-75.2
BRV-M24-230VO	20	30	24,000(4,900-31,400)	1920	8.52	23	3.66	24,000(5,200-32,000)	1760	7.76	4.0	10	57	R32	3x1/4"	3x3/8"	197	98	49	33	-13-125.6	-13-75.2
BRV-M30-230VO	26	40	30,000(6,000-38,200)	2400	10.65	23	3.66	30,000(6,300-36,000)	2250	9.98	3.9	10	58	R32	4x1/4"	4x3/8"	263	115	49	33	-13-125.6	-13-75.2
BRV-M36-230VO	29	45	36,000(6,350-38,500)	2930	12.87	23	3.60	36,000(7,000-43,000)	2640	11.59	4.0	10	59	R32	4x1/4"	4x3/8"	263	115	49	33	-13-125.6	-13-75.2
BRV-M42-230VO	32	45	42,000(8,350-46,000)	3360	14.92	24	3.66	42,000(8,450-53,000)	3160	14.00	3.9	10.5	60	R32	4x1/4"	4x3/8"	263	115	49	33	-13-125.6	-13-75.2


UP TO 2 ZONES



BRV-M18-230VO

2 ZONES	
9K	9K
9K	12K
12K	12K


UP TO 3 ZONES



BRV-M24-230VO

2 ZONES		3 ZONES		
9K	9K	9K	9K	9K
9K	12K	9K	9K	12K
9K	18K	9K	9K	18K
12K	12K	9K	12K	12K
12K	18K	9K	12K	18K
18K	18K	12K	12K	12K

UP TO 4 ZONES




BRV-M30-230VO

2 ZONES		3 ZONES			4 ZONES			
9K	9K	9K	9K	9K	9K	9K	9K	9K
9K	12K	9K	9K	12K	9K	9K	9K	12K
9K	18K	9K	9K	18K	9K	9K	9K	18K
9K	24K	9K	9K	24K	9K	9K	12K	12K
12K	12K	9K	12K	12K	9K	12K	12K	12K
12K	18K	9K	12K	18K	9K	12K	24K	18K
12K	24K	9K	12K	24K	9K	12K	24K	18K
18K	18K	12K	12K	12K	12K	12K	12K	12K
18K	24K	12K	12K	18K	12K	12K	18K	18K



UP TO 4 ZONES



BRV-M36-230VO

2 ZONES		3 ZONES			4 ZONES			
9K	9K	9K	9K	9K	9K	9K	9K	9K
9K	12K	9K	9K	12K	9K	9K	9K	12K
9K	18K	9K	9K	18K	9K	9K	9K	18K
9K	24K	9K	9K	24K	9K	9K	9K	24K
12K	12K	9K	12K	12K	9K	9K	12K	12K
12K	18K	9K	12K	18K	9K	9K	12K	18K
12K	24K	9K	12K	24K	9K	9K	12K	24K
18K	18K	9K	18K	18K	9K	9K	18K	18K
18K	24K	9K	18K	24K	9K	12K	12K	12K
24K	24K	12K	12K	12K	9K	12K	12K	18K
		12K	12K	18K	12K	12K	12K	12K
		12K	18K	18K	12K	12K	24K	18K
		12K	24K	24K	12K	18K	24K	18K
		18K	18K	18K	18K	18K	18K	18K

UP TO 5 ZONES



BRV-M42-230VO

2 ZONES		3 ZONES			4 ZONES				5 ZONES				
9K	9K	9K	9K	9K	9K	9K	9K	9K	9K	9K	9K	9K	9K
9K	12K	9K	9K	12K	9K	9K	9K	12K	9K	9K	9K	9K	12K
9K	18K	9K	9K	18K	9K	9K	9K	18K	9K	9K	9K	9K	18K
9K	24K	9K	9K	24K	9K	9K	9K	24K	9K	9K	9K	9K	24K
12K	12K	9K	12K	12K	9K	9K	12K	12K	9K	9K	9K	12K	12K
12K	18K	9K	12K	18K	9K	9K	12K	18K	9K	9K	9K	12K	18K
12K	24K	9K	12K	24K	9K	9K	12K	24K	9K	9K	9K	12K	24K
18K	18K	12K	12K	12K	9K	9K	18K	18K	9K	9K	9K	18K	18K
18K	24K	12K	12K	18K	9K	9K	18K	24K	9K	9K	12K	12K	12K
24K	24K	12K	12K	24K	9K	12K	12K	12K	9K	9K	12K	12K	18K
		12K	18K	18K	9K	12K	12K	18K	9K	9K	12K	12K	18K
		12K	18K	24K	9K	12K	12K	24K	9K	9K	12K	12K	24K
		18K	18K	18K	9K	12K	18K	18K	9K	9K	12K	12K	18K
		18K	24K	24K	9K	12K	18K	24K	9K	9K	12K	12K	24K
		24K	24K	24K	9K	18K	18K	18K	9K	9K	12K	12K	24K



DOWNLOAD THE BRAVO REMOTE APP



Scan the following intelligent QR code to download SMART APP for iOS or Android



- Remote Control Included for all unit.
- Wall Thermostat Included except for Wall Units.



Bravo

MORE THAN A COMPLIMENT

10192025